

Jörg Sommerfeld

Addizio!

Bläserunterricht in Klassen,
Gruppen und Ensembles

Schülerausgabe für
Es-Klarinette



Breitkopf
& Härtel

Dieses Heft gehört:

Weitere Infos: [addizio.de](https://www.addizio.de)

© 2019 by Breitkopf & Härtel, Wiesbaden

Alle Rechte vorbehalten

Zur Ausgabe für Es-Klarinette

Die vorliegende Ausgabe des Unterrichtsmaterials *Addizio!* wurde eingerichtet, um jungen Spielern dieses Instruments ein Mitwirken im Orchester zu ermöglichen. Die in den anderen Schüler-Ausgaben eingearbeitete Instrumentaldidaktik steht hier nur sehr eingeschränkt zur Verfügung. Der Anfangstonraum für die Es-Klarinette von *Addizio!* wäre (gelesen) Fis-G-A-H-C-D, was für Anfänger kaum geeignet ist. Dennoch finden junge Spieler in den verschiedenen Stimmen von *Addizio!* in der Regel eine im Schwierigkeitsgrad für sie passende.

Überwiegend sind die Noten in derselben Oktavlage wie in der Ausgabe für B-Klarinette notiert. Wenn die Oktavlage nach oben angepasst wurde, ist das in den Noten durch den Hinweis „oktaviert“ erkennbar. Ausnahme: Die Stimme T (und zu Beginn Stimme 2) wird in der hohen Oktave angeboten, dadurch finden Anfänger auf der Es-Klarinette in dieser Notenzeile in der Regel für sie geeignete Stimmen.

Das Layout und die Seitenaufteilung sind mit den anderen Ausgaben identisch, ebenso fast alle Rotfärbungen neuer Inhalte. Auch wenn Letztere keine direkte Bedeutung für die Es-Klarinette haben (s. o), so erleichtert dies doch die Unterrichtskommunikation („Alle spielen bitte die rote Note!“). Leere Seiten in dieser Ausgabe sind demselben Anliegen geschuldet. Es fehlen neben den Griffbildern an den Noten auch die ergänzenden Noten, wie etwa die Variationen über *Taler, Taler, du musst wandern*. Die Technikübungen wurden aber übernommen, um zum Beispiel ein gemeinsames Einspielen des Ensembles möglich zu machen. Die Lehrerhinweise aus der gedruckten Ausgabe werden hier nicht dargestellt; alternative Töne finden sich wie in der Druckfassung als Stichnoten, soweit sie für das Instrument sinnvoll sind.

Diese Ausgabe wird kostenlos zur Verfügung gestellt. Daher hoffe ich, dass die genannten Einschränkungen vertretbar sind. Durch die Transposition verwenden alle Klarinetten dieselben Griffe, weshalb auf die Griffabelle für B-Klarinette auf addizio.de zurückgegriffen werden kann.

Ich empfehle, dieses PDF als Broschüre auf A3-Papier zu drucken, z. B. in einem Copy-Shop. Das erleichtert die Unterrichtsabläufe und verhindert, dass die Es-Klarinettenspieler als einzige im Ensemble kein „richtiges Heft“ haben und so eine Sonderrolle einnehmen. Solche für Erwachsene unwichtigen Details sind für Kinder manchmal von erheblicher Bedeutung, was sich auch auf ihre Motivation auswirken kann.

Inhalt

1	Drei erste Lieder	5	27	Drei Chinesen mit 'nem Kontrabass	29
2	Die Schnecke	5	28	Minimal	30
3	Schwalben	5	29	Meine Biber haben Fieber	31
4	Rauf und runter	6	30	Get that Jazz	32
5	Eis für alle!	6		Technik 3	33
6	Rock in acht Takten	6	31	Basic Blues	34
7	Schneck im Haus	7	32	Wer will fleißige Handwerker sehn	35
8	Gehen und Stehen	7	33	Grün, grün, grün sind alle meine Kleider	36
9	Wirbelwind	7	34	Soul City Blues	38
10	Mach mal Pause!	8	35	Hey, hello, bonjour, guten Tag!	40
11	Eislaufen	8	36	Come and Go to that Land	40
12	Merrily We Roll along	9	37	Old MacDonald	42
13	Feierlich	10	38	Trinidad	44
14	Erste Fanfare	10	39	Europahymne	46
15	Die Welle	11	40	I Like the Flowers	48
	Technik 1	11		Technik Master	49
16	Filibuster's Music	12	41	Abendlied	50
17	Zweite Fanfare	13	42	Choral	51
18	ABC, die Katze lief im Schnee	14	43	Montuno	52
19	Taler, Taler, du musst wandern	15	44	Pavane	53
20	Ist ein Mann in' Brunn' gefallen	18	45	Berlin Radio Song	54
21	Beats	19	46	The Mug of Brown Ale	56
22	Summ, summ, summ	20		Drei Lieder für Sankt Martin und Weihnachten	
23	Almeria	22	47	Durch die Straßen	58
24	Auf der Mauer, auf der Lauer	24	48	Stern über Bethlehem	59
	Technik 2	25	49	Rudolph, the Red-Nosed Reindeer	60
25	Gaillarde	26			
26	La Plata	28			



1 Drei erste Lieder

A

1 Heu - te spie - le ich drei Lie - der.

2

B

1 Ich und du Mül-lers Kuh, Mül-lers E - sel, der bist du!

2

J. S.

C

1 Hier kommt ein neu - er Ton! Hört mal, ich spiel ihn schon!

2

Mehrere Töne im Stück,

2 Die Schnecke

Sehr langsam

1 Lang - sam, lang - sam kommt die Schne - cke an!

2

J. S.

3 Schwalben

1 1 2 3, 1 2 3 Schwal - ben flie - gen hier vor - bei.

2

J. S.

4 Rauf und runter

J. S.

1
2

Rauf und run - ter spiel ich schon, im - mer auch den ho - hen Ton.

Detailed description: This is a musical score for two staves (1 and 2) in G major. The melody consists of quarter notes: G4, A4, B4, C5, B4, A4, G4, F#4, E4, D4, C4, B3, A3, G3. The bass line consists of quarter notes: G3, A3, B3, C4, D4, E4, F#4, G4, A4, B4, C5, B4, A4, G4.

Lied über zwei Zeilen

5 Eis für alle!

J. S.

1
2

Scho - ko - la - de, Erd - beer, Strac - cia - tel - la, Ing - wer,

1
2

Ka - ra - mel und A - na - nas, so viel Eis, das macht mir Spaß!

Detailed description: This is a musical score for two staves (1 and 2) in G major, divided into two systems. The first system has a melody of quarter notes: G4, A4, B4, C5, B4, A4, G4, F#4, E4, D4, C4, B3, A3, G3. The second system has a melody of quarter notes: G4, A4, B4, C5, B4, A4, G4, F#4, E4, D4, C4, B3, A3, G3. The bass line in both systems consists of quarter notes: G3, A3, B3, C4, D4, E4, F#4, G4, A4, B4, C5, B4, A4, G4.

6 Rock in acht Takten

J. S.

1
2

1
2

Detailed description: This is a musical score for two staves (1 and 2) in G major, divided into two systems. The first system has a melody of eighth notes: G4, A4, B4, C5, B4, A4, G4, F#4, E4, D4, C4, B3, A3, G3. The second system has a melody of eighth notes: G4, A4, B4, C5, B4, A4, G4, F#4, E4, D4, C4, B3, A3, G3. The bass line in both systems consists of eighth notes: G3, A3, B3, C4, D4, E4, F#4, G4, A4, B4, C5, B4, A4, G4.

Melodie Terzsprung

7 Schneck im Haus

Trad.
J. S.

Musical score for '7 Schneck im Haus' in G major (one sharp) and 4/4 time. The score is for three parts: 1 (first clarinet), 2 (second clarinet), and T (trumpet). The lyrics are: Schneck im Haus, komm he - raus, strek - ke dei - ne Füh - ler aus!

Notenschlüssel

8 Gehen und Stehen

J. S.

Musical score for '8 Gehen und Stehen' in G major (one sharp) and 4/4 time. The score is for three parts: 1 (first clarinet), 2 (second clarinet), and T (trumpet). The lyrics are: Komm, wir gehn, das wird schön! Kannst du's sehn? Ich bleib stehn!

9 Wirbelwind

J. S.

Schnell!

Musical score for '9 Wirbelwind' in G major (one sharp) and 4/4 time. The score is for three parts: 1 (first clarinet), 2 (second clarinet), and T (trumpet). The tempo is marked 'Schnell!'. The score features a 4/4 time signature in red.

10 Mach mal Pause!

J. S.

Musical score for 'Mach mal Pause!' in 4/4 time, key of D major. The score is for three parts: 1 (E♭ Clarinet), 2 (E♭ Clarinet), and T (Trumpet). The lyrics are: Mach mal Pau - se! Bleib zu - hau - se!

Musical score for 'Trinke einen Tee, es liegt Schnee!' in 4/4 time, key of D major. The score is for three parts: 1 (E♭ Clarinet), 2 (E♭ Clarinet), and T (Trumpet). The lyrics are: Trin - ke ei - nen Tee, es liegt Schnee!

11 Eislaufen

J. S.

Musical score for 'Eislaufen' in 4/4 time, key of D major. The score is for four parts: 1 (E♭ Clarinet), 2 (E♭ Clarinet), 3 (E♭ Clarinet), and T (Trumpet). The score consists of four measures of music.

1
2
3
T

12 Merrily We Roll Along

T./M.: aus England

Arr.: J. S.

1
2
3
T

1
2
3
T

13 Feierlich

J. S.

Musical score for '13 Feierlich' by J.S. Bach, Eb Clarinet parts 1-3, and Tuba. The score is in 4/4 time and G major. It consists of four staves. The first staff (1) is the first Eb Clarinet part, the second (2) is the second, the third (3) is the third, and the fourth (T) is the Tuba part. The music features a mix of quarter and eighth notes, with some rests and dynamic markings.

Continuation of the musical score for '13 Feierlich' by J.S. Bach, Eb Clarinet parts 1-3, and Tuba. The score continues with four staves, maintaining the same instrumentation and key signature. The music features a mix of quarter and eighth notes, with some rests and dynamic markings.

14 Erste Fanfare

J. S.

Musical score for '14 Erste Fanfare' by J.S. Bach, Eb Clarinet parts 1-3, and Tuba. The score is in 4/4 time and G major. It consists of four staves. The first staff (1) is the first Eb Clarinet part, the second (2) is the second, the third (3) is the third, and the fourth (T) is the Tuba part. The music features a mix of quarter and eighth notes, with some rests and dynamic markings.

15 Die Welle

J. S.

Musical score for Eb Clarinet 1-3 and Trombone (T) in 4/4 time, key of D major. The score consists of six measures. The Eb Clarinet parts (1, 2, 3) play a sequence of chords: D4, E4, F#4, G4, A4, B4. The Trombone part (T) plays a sequence of notes: D4, E4, F#4, G4, A4, B4. The final measure contains rests for all parts.

Technik 1

A

Musical score for Eb Clarinet 1 and Trombone (T) in 4/4 time, key of D major. The Eb Clarinet 1 part (1) plays a sequence of notes: D4, E4, F#4, G4, A4, B4. The Trombone part (T) plays a sequence of notes: D4, E4, F#4, G4, A4, B4. The final measure contains rests for both parts.

B

Musical score for Eb Clarinet 1 and Trombone (T) in 4/4 time, key of D major. The Eb Clarinet 1 part (1) plays a sequence of notes: D4, E4, F#4, G4, A4, B4. The Trombone part (T) plays a sequence of notes: D4, E4, F#4, G4, A4, B4. The final measure contains rests for both parts.

C

Musical score for Eb Clarinet 1 and Trombone (T) in 4/4 time, key of D major. The Eb Clarinet 1 part (1) plays a sequence of notes: D4, E4, F#4, G4, A4, B4. The Trombone part (T) plays a sequence of notes: D4, E4, F#4, G4, A4, B4. The final measure contains rests for both parts.

Akzent

16 Filibuster's Music

J. S.

The first system of the musical score consists of four staves labeled 1, 2, 3, and T. Each staff begins with a treble clef, a key signature of two sharps (F# and C#), and a 4/4 time signature. The music is written in a simple, rhythmic style with quarter and eighth notes. Red accents (v) are placed above the first note of each measure in every staff. The first measure of each staff contains a red '3' above the time signature, indicating a triplet. The piece concludes with a double bar line and a repeat sign.

The second system of the musical score continues the piece with four staves labeled 1, 2, 3, and T. The notation is consistent with the first system, featuring treble clefs, a key signature of two sharps, and a 4/4 time signature. The music continues with quarter and eighth notes, and red accents (v) are present above the first note of each measure. The system concludes with a double bar line and a repeat sign.

St. 3 oktaviert

17 Zweite Fanfare

J. S.

Allegretto

1
2
3
T

1
2
3
T

1
2
3
T

Auftakt im Stück

St. 3 oktaviert

18 ABC, die Katze lief im Schnee

T./M.: aus Thüringen, 19. Jh.

Arr.: J. S.

1
2
3
T wie Stimme 4

1
2
3
T

ABC, die Katze lief im Schnee.
 Und als sie wieder raus kam,
 da hatt' sie weiße Stiefel an.
 Ojemine! Die Katze lief im Schnee!

St. 3 oktaviert

19 Taler, Taler, du musst wandern

Trad.
Arr.: J. S.

Andante

Taler, Taler, du musst wandern
 von der einen Hand zur andern.
 Das ist schön, das ist schön,
 niemand darf den Taler sehn!

St. 3 oktaviert

20 Ist ein Mann in' Brunn' gefallen

T./M.: aus Süddeutschland

Arr.: J. S.

A

♩ = 100

B

Fine

D.C. al Fine

Ist ein Mann in' Brunn' gefallen,
 hab ihn hören plumpsen.
 Wär er nicht hineingefallen,
 wär er nicht ertrunken.

Noten aus Akkord identifizieren
(Halsrichtung "divisi"), Improvisation,
Achtelschreibweise 

21 Beats


A

divisi



B

J. S.




C




D



E



F



G

H



22 Summ, summ, summ

St. 3 oktaviert

T.: Heinrich Hoffmann v. Fallersleben (1798-1874)

M.: aus Böhmen

Arr.: J. S.

A ♩ = 100

Ein Instrument Solo

p < f > p p < f > p *p < f > p p < f > p*

p < f > p p < f > p *p < f > p p < f > p*

p < f > p p < f > p *p < f > p p < f > p*

B

1
2
3
T

mf

mf

mf

mf

1
2
3
T

Summ, summ, summ,
 Bienchen summ herum!
 Ei, wir tun dir nichts zuleide,
 flieg nur über Wald und Heide!
 Summ, summ, summ,
 Bienchen summ herum!

♩, #-Vorzeichen (solche Versetzungszeichen gelten den ganzen Takt)

A **schnell** **23 Almeria** J. S.

1 *f*

2 *f*

3 *f*

T *f*

B

1 *mf*

2 *mf*

3 *mf*

T *mf*

Musical score for Eb Clarinet 1-3 and Trombone (T). The score is in 4/4 time and features a key signature of two sharps (F# and C#). It consists of four measures. The first three measures show a steady eighth-note pattern in the upper parts, while the lower parts play a similar pattern. The fourth measure features a half-note rest in the upper parts and a half-note in the lower parts.

C

Musical score for Eb Clarinet 1-3 and Trombone (T) with dynamics. The score is in 4/4 time and features a key signature of two sharps (F# and C#). It consists of four measures. The first three measures show a steady eighth-note pattern in the upper parts, while the lower parts play a similar pattern. The fourth measure features a half-note rest in the upper parts and a half-note in the lower parts. Dynamics include *f* (forte) and *f* (forte) markings.

Musical score for Eb Clarinet 1-3 and Trombone (T) with dynamics and articulation. The score is in 4/4 time and features a key signature of two sharps (F# and C#). It consists of four measures. The first three measures show a steady eighth-note pattern in the upper parts, while the lower parts play a similar pattern. The fourth measure features a half-note rest in the upper parts and a half-note in the lower parts. Dynamics include *f* (forte) and *f* (forte) markings. Articulation marks (accents) are present on the notes in the fourth measure.

Schnelle Achtel gegen Viertelnoten,
Staccatopunkt

St. 3 oktaviert

24 Auf der Mauer, auf der Lauer

T./M.: deutsches Kinderlied

Arr.: J. S.

♩ = 100

Auf der Mauer, auf der Lauer
sitzt 'ne kleine Wanze.
Auf der Mauer, auf der Lauer
sitzt 'ne kleine Wanze.
Seht euch mal die Wanze an,
wie die Wanze tanzen kann!
Auf der Mauer, auf der Lauer
sitzt 'ne kleine Wanze.

Technik 2


A

C-Dur




B

a-Moll



C



Auflösungszeichen

St. 3 oktaviert

25 Gaillarde

nach einem flämischen Tanz, 16. Jhd.

Arr.: J. S.

A ♩ = 144

1

2

3

T

1

2

3

T

B

The image shows a musical score for four parts: 1 (First Clarinet), 2 (Second Clarinet), 3 (Third Clarinet), and T (Trombone). The score is in 2/4 time and features a key signature of one sharp (F#). The music is divided into two measures by a repeat sign. The first measure starts with a forte (*f*) dynamic, and the second measure ends with a piano (*p*) dynamic. The notation includes quarter notes, eighth notes, and a dotted quarter note. The first three parts (1, 2, 3) play a similar melodic line, while the Trombone part (T) plays a slightly different line. The score is enclosed in a large bracket on the left side.

♪, Tenuto, Vergleich Punkt
über/unter/hinter Note
Hilfs-♭

26 La Plata

J. S.

♩ = 100

A

A

27 Drei Chinesen mit 'nem Kontrabass

Trad.
Arr.: J. S:

Drei Chinesen mit 'nem Kontrabass saßen auf der Straße und erzählten sich was.
Da kam die Polizei, "Ja, was ist denn das?" Drei Chinesen mit 'nem Kontrabass!

b-Versetzungszeichen

28 Minimal

J. S.

Die Melodien A-F können gleichzeitig gespielt werden. Denkt Euch einen Ablauf aus, den ihr mit euren Instrumenten gut spielen könnt. Zum Beispiel: viermal gleichzeitig A+B+C, dann viermal D+E+F. Es gibt aber noch viele andere Möglichkeiten.

A

B

C

D

E

F

Haltebogen, Auftakt, Offbeat auf „1 und“, Hilfs-#

St. 1 oktaviert

29 Meine Biber haben Fieber

Trad.
Arr.: J. S.

Swing ♩ = 110

1
mf
cresc.

2
mf
cresc.

3
mf
cresc.

T
mf
cresc.

1
f
f
f
f

2
f

3
f

T
f

Meine Biber haben Fieber, o, die Armen!
 Will sich keiner denn der armen Tier' erbarmen?
 Meine Biber haben Fieber, sagt der Farmbesitzer Sieber,
 hätt' ich selber lieber Fieber und den Bibern ging es gut.

Neue Generalvorzeichen

30 Get that Jazz

A Swing ♩ = 120

M.: Felix Janosa (* 1962)
Arr.: J. S.

B

C

© Sonaja Music Felix Janosa, Stolberg

Musical score for E♭ Clarinet 1-3 and Trombone (T) in G major, 4/4 time. The score consists of two systems. The first system has four staves (1, 2, 3, T) with various rhythmic patterns. The second system shows a melodic line for all parts.

Technik 3

Three musical exercises labeled A, B, and C, each in 4/4 time. Exercise A is in G major (G-Dur), Exercise B is in D major (D-Dur), and Exercise C is in G major (Dreiklänge).

Swing ♩ = 100

31 Basic Blues

J. S.

1
2
3
T

mf

1
2
3
T

1.
2.

St. 2 und 3 tw. oktaviert

32 Wer will fleißige Handwerker sehn

Trad.
Arr.: J. S.

Allegretto A

1 *mf*

2 *mf*

3 *mf*

T *mf*

B

1 *f*

2 *f*

3 *f*

T *f*

Wer will fleißige Handwerker sehn,
 der muss zu uns Kindern gehn!
 Stein auf Stein, Stein auf Stein,
 das Häuschen wird bald fertig sein.

St. 3 oktaviert

33 Grün, grün, grün sind alle meine Kleider

♩ = 110

T./M.: aus Norddeutschland

Arr.: J. S.

A

B

The image shows a musical score for four parts: E♭ Clarinet 1 (1), E♭ Clarinet 2 (2), E♭ Clarinet 3 (3), and Trombone (T). The music is in G major (one sharp) and 4/4 time. The first staff (1) has a red slur under the first two notes of the first measure. The second staff (2) has a red slur under the first two notes of the first measure. The music consists of four measures, each ending with a repeat sign. The notes are: Measure 1: G4, A4, B4, C5; Measure 2: C5, B4, A4, G4; Measure 3: G4, F4, E4, D4; Measure 4: D4, C4, B3, A3.

Grün, grün, grün sind alle meine Kleider;
grün, grün, grün ist alles, was ich hab.
Darum lieb ich alles, was so grün ist,
weil mein Schatz ein Jäger, Jäger ist.

Offbeat auf 4+, Bluestonleiter

St. 3 oktaviert

34 Soul City Blues

J. S.

First system of the musical score for Eb Clarinet 1-3 and Tuba (T). The music is in 4/4 time with a key signature of one sharp (F#). The first staff (1) features a melodic line starting with a forte (*f*) dynamic, marked with accents and slurs. The second, third, and tuba (T) staves provide a rhythmic accompaniment with eighth-note patterns, also marked with a forte (*f*) dynamic.

Second system of the musical score. The first staff continues the melodic line with slurs and accents. The accompaniment staves (2, 3, and T) maintain their rhythmic patterns.

Third system of the musical score. The first staff begins with two red circled notes (F#4 and F#5) marked with accents (>). The melodic line continues with slurs and accents. The accompaniment staves (2, 3, and T) conclude the piece with repeat signs at the end of the system.

Improvisationstonleiter



Kanon, Rhythmus 

35 Hey, hello, bonjour, guten Tag!

♩ = 100 1. 2. 3. Trad. Arr.: J. S.

Auf Zeichen:

Hey, hello, bonjour, guten Tag!
 Welcome, welcome, welcome, welcome!
 Buenos días, buenos días!

St. 3 oktaviert

36 Come and Go to that Land

A Swing ♩ = 112 Gospel Arr.: J. S.

B

Come and go to that land,
 come and go to that land,
 come and go to that land,
 where I'm bound, where I'm bound.
 Come and go to that land,
 come and go to that land,
 come and go to that land,
 where I'm bound.

Nachschläge

St. 3 oktaviert

37 Old Mac Donald

T./M. aus den USA

Arr.: J. S.

♩ = 70

The musical score is arranged for four parts: 1 (First Clarinet), 2 (Second Clarinet), 3 (Third Clarinet), and T (Trombone). The key signature is one sharp (F#) and the time signature is 2/4. The tempo is marked as ♩ = 70. The dynamic is *mf* (mezzo-forte). The score consists of two systems. The first system contains four measures of music. The second system, labeled 'A', contains two measures of music, each with a first ending (1.) and a second ending (2.). The first ending leads back to the beginning of the piece, and the second ending leads to a final cadence. The notation includes various note values, rests, and articulation marks.

B

1
2
3
T

f *p* *f* *p*

1
2
3
T

mf *mf* *mf* *mf*

Old MacDonald had a farm, E-I-E-I-O.
 And on that farm he had a cow, E-I-E-I-O.
 With a moo moo here and a moo moo there,
 here a moo, there a moo, everywhere a moo moo.
 Old MacDonald had a farm, E-I-E-I-O.

Calypso-Clave 

St. 3 oktaviert

38 Trinidad


J. S.

♩ = 130



The first system of the musical score consists of four staves labeled 1, 2, 3, and T. All staves are in 4/4 time and G major. Staff 1 (treble clef) features a melodic line with eighth and quarter notes, including a triplet of eighth notes. Staff 2 (treble clef) provides a rhythmic accompaniment with eighth-note chords. Staff 3 (treble clef) follows a similar rhythmic pattern to staff 2. Staff T (treble clef) provides a bass line with eighth and quarter notes. The system contains four measures.

A 




The second system of the musical score consists of four staves labeled 1, 2, 3, and T. All staves are in 4/4 time and G major. Staff 1 (treble clef) features a melodic line with dotted quarter notes and eighth notes. Staff 2 (treble clef) provides a rhythmic accompaniment with dotted quarter notes and eighth notes. Staff 3 (treble clef) follows a similar rhythmic pattern to staff 2. Staff T (treble clef) provides a bass line with dotted quarter notes and eighth notes. The system contains four measures.

B



D.S. al  -  Coda

 Coda

Differenzierte Dynamik

St. 3 oktaviert

39 Europahymne

M.: Ludwig v. Beethoven (1770-1827)

Arr.: J. S.

Nicht zu langsam

rit. - - - -

A

A tempo

B

Musical score for Eb Clarinet 1-3 and Tuba, measures 1-8. The score is in treble clef with a key signature of two sharps (F# and C#). The dynamics are marked *f* (forte) with accents (*>*) over the notes. The parts are numbered 1, 2, 3, and T.

C

rit.

Musical score for Eb Clarinet 1-3 and Tuba, measures 9-16. The score is in treble clef with a key signature of two sharps (F# and C#). The dynamics are marked *mf* (mezzo-forte) and *ff* (fortissimo). The parts are numbered 1, 2, 3, and T. A *rit.* (ritardando) marking is present above the staff. A repeat sign is present at the beginning of the section.

St. 3 oktaviert

40 I Like the Flowers

Swing ♩ = 100

T./M.: aus England

Arr.: J. S.

Kanon

Vorspiel

1.

2.

3.

4.

Auf Zeichen:

I like the flowers, I like the daffodils,
 I like the mountains, I like the rolling hills,
 I like the fireside, when the lights are low,
 dumdidadi, dumdidadi, dumdidadi, dumdidadi.

Technik Master

A Halbtonleiter (Chromatik)

Ascending: E F Fis G Gis A Ais H C Cis D Dis E

Descending: E Es D Des C H B A As G Ges F E

B G-Dur

C D-Dur

D A-Dur

E a-Moll melodisch

F E-Dur

41 Abendlied

St. 3 oktaviert

M.: Johann Abraham Peter Schulz 1747-1800

T.: Matthias Claudius 1740-1815

Arr.: J. S.

Andante

The musical score is arranged for four parts: Clarinet 1, Clarinet 2, Clarinet 3, and Tuba (T). The key signature is D major (two sharps) and the time signature is 4/4. The tempo is marked 'Andante'. The score is divided into two systems. The first system includes dynamics 'p' and 'pp' and features red checkmarks above certain notes. The second system concludes the piece with fermatas on the final notes of each staff.

Der Mond ist aufgegangen,
 die goldnen Sternlein prangen
 am Himmel hell und klar,
 der Wald steht schwarz und schweiget,
 und aus den Wiesen steigt
 der weiße Nebel wunderbar.

St. 2 und 3 oktaviert

42 Choral

J. S.

Andante

The musical score is written for four parts: 1st Clarinet, 2nd Clarinet, 3rd Clarinet, and Trombone. The key signature is two sharps (F# and C#) and the time signature is 4/4. The tempo is marked 'Andante'. The score consists of two systems of four staves each. Dynamics are indicated by *mp* (mezzo-piano) and *f* (forte). In the first system, the dynamics alternate between *mp* and *f* in pairs of measures. In the second system, the dynamics are *mp* for the first two measures, *f* for the next two, and *p* (piano) for the final two. A red dot is present on the 3rd Clarinet staff in the final measure of the second system.

Partido Alto 

43 Montuno

A $\text{♩} = 130$ B J. S.

1 

2 

3 

T 

C D E

1 

2 

3 

T 

f *ff*

Neue Generalvorzeichen

St. 3 oktaviert

44 Pavane

M.: Thoinot Arbeau (1519-1595)

Arr.: J. S.

A

Musical score for section A, measures 1-8. The score is for Eb Clarinet 1-3 and Tenor (T). The key signature is one flat (Bb) and the time signature is 2/4. The music is in a 2/4 time signature. The first staff (1) starts with a forte (f) dynamic. The second staff (2) starts with a forte (f) dynamic. The third staff (3) starts with a forte (f) dynamic. The fourth staff (T) starts with a forte (f) dynamic. The music consists of eighth and quarter notes, with some slurs and accents. A red sharp sign is visible in the second measure of the first staff.

B

Musical score for section B, measures 9-16. The score is for Eb Clarinet 1-3 and Tenor (T). The key signature is one flat (Bb) and the time signature is 2/4. The music is in a 2/4 time signature. The first staff (1) starts with a piano (p) dynamic. The second staff (2) starts with a piano (p) dynamic. The third staff (3) starts with a piano (p) dynamic. The fourth staff (T) starts with a piano (p) dynamic. The music consists of eighth and quarter notes, with some slurs and accents. A red flat sign is visible in the second measure of the second staff. The score includes first and second endings, indicated by '1.' and '2.' above the final measures.

45 Berlin Radio Song

A Pop-Ballade ♩ = 93
Ein Spieler solo

J. S.

1
2
3
T

1
2
3
T

B

1
2
3
T

D.C. al
Coda

St. 3 oktaviert

46 The Mug of Brown Ale

M.: aus Irland

Arr.: J. S.

A $\text{♩} = 88$

1 *mf*

2 *mf*

3 *mf*

T *mf*

1

2

3

T

B

1
2
3
T

f

1
2
3
T

V.

Drei Lieder für Sankt Martin und Weihnachten

47 Durch die Straßen

Spielbar ab Nr. 18, Stimme T ab Nr. 19.

T.: Lieselotte Holzmeister

M.: Richard Rudolf Klein (1921-2011)

Arr.: J. S.

Andante

1. Durch die Straßen auf und nieder
leuchten die Laternen wieder:
rote, gelbe, grüne, blaue,
lieber Martin, komm und schau!

2. Wie die Blumen in dem Garten
blühen Laternen aller Arten:
rote, gelbe, grüne, blaue,
lieber Martin, komm und schau!

3. Und wir gehen lange Strecken
mit Laternen an den Stecken:
rote, gelbe, grüne, blaue,
lieber Martin, komm und schau!

Aus: Herbst- und Martinslieder. © Fidula-Verlag

St. 3 oktaviert

48 Stern über Bethlehem

Spielbar ab Nr. 34.

T./M.: Alfred Hans Zoller (1928-2006)

Arr.: J. S.

1. Stern über Bethlehem, zeig uns den Weg,
führ uns zur Krippe hin, zeig, wo sie steht.
Leuchte du uns voran, bis wir dort sind,
Stern über Bethlehem, führ uns zum Kind.

2. Stern über Bethlehem, bleibe nicht stehn.
Du sollst den steilen Pfad vor uns hergehn.
Führ uns zum Stall und zu Esel und Rind,
Stern über Bethlehem, führ uns zum Kind.

3. Stern über Bethlehem, nun bleibst du stehn.
Und läßt uns alle das Wunder hier sehn,
das da geschehen, was niemand gedacht,
Stern über Bethlehem, in dieser Nacht.

4. Stern über Bethlehem, wir sind am Ziel,
denn dieser arme Stall birgt doch so viel.
Du hast uns hergeführt, wir danken dir.
Stern über Bethlehem, wir bleiben hier.

5. Stern über Bethlehem, kehrn wir zurück,
Steht doch dein heller Schein in unserm Blick,
und was uns froh gemacht, teilen wir aus.
Stern über Bethlehem, schein auch zuhaus.

© by Gustav Bosse Verlag, Kassel

St. 3 oktaviert

49 Rudolph, the Red-Nosed Reindeer

Spielbar ab Nr. 31.

A Swing ♩ = 65

T./M.: Johnny Marks (1909-1985)

Arr.: J. S.

First system of the musical score, measures 1-4. It features four staves: 1 (First Clarinet), 2 (Second Clarinet), 3 (Third Clarinet), and T (Trumpet). The key signature is two sharps (F# and C#) and the time signature is 4/4. The music consists of eighth and quarter notes, with a repeat sign at the end of the fourth measure.

Second system of the musical score, measures 5-8. It features four staves: 1 (First Clarinet), 2 (Second Clarinet), 3 (Third Clarinet), and T (Trumpet). The key signature is two sharps (F# and C#) and the time signature is 4/4. The music includes first and second endings, indicated by '1.' and '2.' above the staves. The first ending leads back to the beginning of the system, and the second ending concludes the phrase.

Third system of the musical score, measures 9-12. It features four staves: 1 (First Clarinet), 2 (Second Clarinet), 3 (Third Clarinet), and T (Trumpet). The key signature is two sharps (F# and C#) and the time signature is 4/4. The music continues with eighth and quarter notes, ending with a final cadence.

© 1949 Saint Nicholas Music Inc, USA
 This arrangement © 2015 Saint Nicholas Music Inc, USA
 Chappell Music Ltd, London W8 5DA
 Reproduced by permission of Faber Music Ltd
 All Rights Reserved.

C

Rudolph the red-nosed reindeer
 Had a very shiny nose.
 And if you ever saw him,
 You would even say it glows.
 All of the other reindeer
 Used to laugh and call him names.
 They never let poor Rudolph
 Join in any reindeer games.

Then one foggy Christmas Eve
 Santa came to say:
 "Rudolph, with your nose so bright,
 Won't you guide my sleigh tonight?"
 Then all the reindeer loved him
 As they shouted out with glee:
 "Rudolph the red-nosed reindeer,
 You'll go down in history!"

